



# SANI-TECH



Auger Style Refuse and Recycling Compactors



## SANI-TECH AUGER COMPACTORS DO IT ALL

Auger-Type compactors **pre-crush** and compact in one powerful motion. While processing material, augers run **continuously** in a forward direction, crushing and reducing the size of virtually every-thing they're fed. This allows them to compact material **faster** and achieve **higher compaction ratios** than any other compaction system on the market today.

## MODEL SC1040/30

Sani-Tech Model **SC1040/30 10HP** Self-Contained compactors are ideal for wet, hazardous or messy waste and where cleanliness and sanitation are the highest priority. They outperform the competition because they:

- Are 100% sealed to prevent liquid and trash spillage during daily operation and emptying.
- Are designed and engineered for high performance and dependable service.
- Use 30" straight augers designed to pre-crush large and bulky trash.
- Allow operators to simply throw material into the hopper, start the compactor and walk away. No wait time, no human intervention.
- Utilize all electric drive systems that run clean and quiet.
- Obtain compaction ratios that are two to three times greater than standard hydraulic compactors to better maximize savings.
- Have inherently small footprints so they can be installed in tight spaces.
- Have a wide variety of optional features to choose from.

## COST SAVINGS IS THE BOTTOM LINE

Substantial reductions in operating costs are obtained by: increased compaction, reduced hauls and labor savings.

# SELF-CONTAINED COMPACTOR MODEL SC1040/30

## SPECIFICATIONS

Hopper Capacity:	4.5 Cubic Yards
Bi-fold Door Size:	36"W X 30"H
Auger Diameter:	Tapered 40" to 30"
Auger RPM:	8
Motor:	10 HP
Displacement Rate:	270 cu. yds./hr.
Electrical:	240v/480v - 3 phase
Amperage:	30a / 15a
Drive:	Electro-mechanical
Control Panel:	UL listed 110 volt
Compactor Weight:	4100 Lbs.
Auger Torque:	204,000 In. Lbs.

## RECEIVER BINS

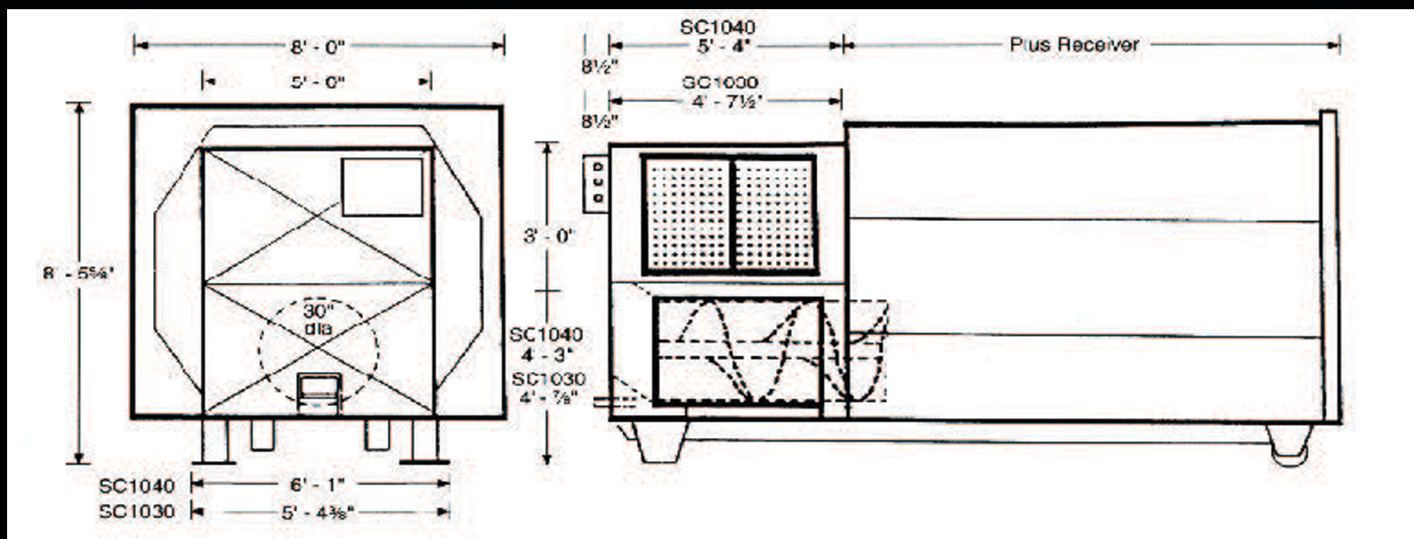
Model/ Cu. Yd.	Overall Length	Tare Weight
SC1040/30-15	15' - 0"	6,600 lbs.
SC1040/30-20	18' - 0"	7,200 lbs.
SC1040/30-25	21' - 0"	7,900 lbs.
SC1040/30-30*	24' - 0"	8,400 lbs.
SC1040/30-35*	26' - 0"	9,000 lbs.

For special orders consult factory.

\* Note: Universal Cable Systems add an additional 18" to Overall Length.

\* Request prior confirmation with refuse hauler regarding length of this unit.

Note: Specifications are subject to change without notice to accommodate design improvements.



\*See Bin Brochure for Additional Receiver Information

### Standard Features:

- ◆Abrasion Resistant Alloy Steel Auger
- ◆Replaceable Cast Auger End Wear Plate
- ◆Adjustable Running Time
- ◆Mushroom Stop Switch
- ◆Adjustable Compaction Density
- ◆Bin Near Full Indicator
- ◆High Quality Machinery Enamel Finish
- ◆Liquid Tight Auger Chamber
- ◆Safety Interlock System
- ◆Keylock Start/Reverse Switch
- ◆High Performance Roller Bearing System

### Optional Features:

- ◆Electric Greaser System  
\*Recommended for ALL Systems
- ◆Odor Control Systems
- ◆Electric Cart Dumper
- ◆Custom Paint Colors
- ◆Liquid Drain System
- ◆Photo Eye Automatic Start
- ◆Remote Pendant Control Station
- ◆Bin Gone Sensor
- ◆Thru-the Wall Chute
- ◆Dock Door Enclosure
- ◆Custom Hood Designs
- ◆Compaction Bins
- ◆Bin Hole Diaphragm
- ◆Fire Ports on Bin
- ◆Custom Engineering

\*Consult factory for custom design work.

5hp to 40hp models available for additional applications.

# SANI-TECH



Auger Style Refuse and Recycling Compactors