


# SANI-TECH



Auger Style Refuse and Recycling Compactors



## SANI-TECH AUGER COMPACTORS DO IT ALL

Auger-Type compactors **pre-crush** and compact in one powerful motion. While processing material, augers run **continuously** in a forward direction, crushing and reducing the size of virtually every-thing they're fed. This allows them to compact material **faster** and achieve **higher compaction ratios** than any other compaction system on the market today.

## MODEL ST1554/36 & ST1554/36IN **15 HP HIGH DENSITY STATIONARY COMPACTOR**

Sani-Tech Model **ST1554/36 & ST1554/36IN 15HP** Auger Compactors are designed to dramatically increase net payloads while reducing labor expenses, mess and floor space.

The All-Electric Drive system and Heavy Duty Construction ensure that the Sani-Tech Auger Compactor is reliable, clean and efficient.

### AUGER BENEFITS

**HIGH DENSITY COMPACTION = FEWER HAULS!**

**SMALL OPENING = VIRTUALLY NO MESS!**

**ELECTRIC DRIVE SYSTEM = NO HYDRAULICS!**

**LOW MAINTENANCE = LESS DOWN TIME!**



**REDUCED LABOR, MAINTENANCE & HAULING**  
means substantial reductions in operating costs.

### COST SAVINGS IS THE BOTTOM LINE

# STATIONARY COMPACTOR MODEL ST1554/36 & ST1554/36IN

## SPECIFICATIONS

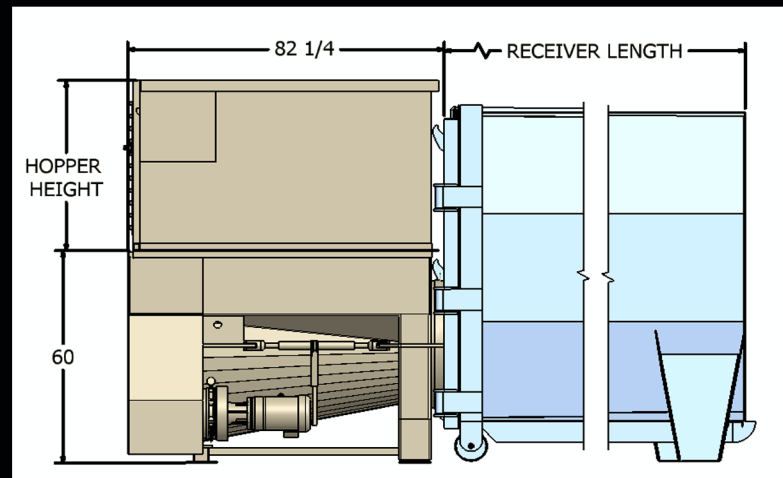
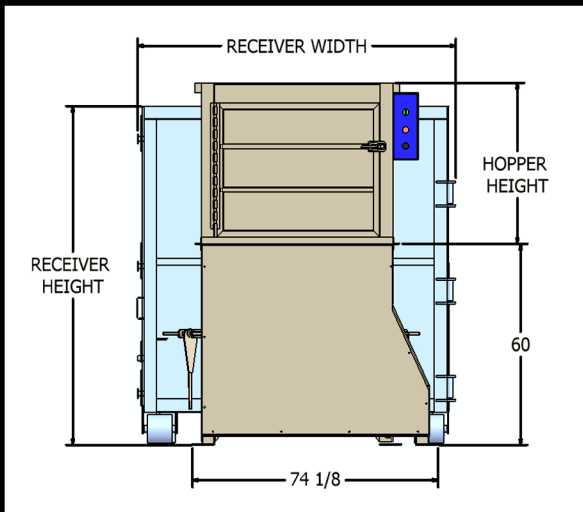
Motor:	15 HP
Auger Diameter:	Tapered 54" to 36"
Auger Speed:	8 RPM
Displacement Rate:	314 Cu. Yds./Hr.
Cycle Time:	Fully Adjustable
Electrical:	240V / 480V - 3 Phase
Amperage:	35 Amp / 18 Amp
Drive:	Electro-Mechanical
Auger Torque:	295,000 In. Lbs.
Control Panel:	UL Listed
	- Keylock Start/Reverse & Emergency Stop
Compactor Weight:	5,000 Lbs.
Auger Penetration:	9 to 15 inches into bin
Clear Top Opening:	67 3/4" x 60"
Hopper Capacity*:	_____ Cubic Yards
Swing Door Size*:	42" W X 36" H
	*Hopper specifications for HOP-02 (not shown)
	**Consult Factory for Additional Hopper Options

## RECEIVER BINS

Roll-Off:	Receiver Body		Overall Length
	Length	Tare Wgt.	
10 Cubic Yard CCS	9' 10"	3,500 lbs.	16' 8"
15 Cubic Yard	9' 10"	4,100 lbs.	16' 8"
15 Cubic Yard CCS	14' 10"	4,100 lbs.	21' 8"
20 Cubic Yard	12' 10"	5,000 lbs.	19' 8"
20 Cubic Yard CCS	18' 10"	5,000 lbs.	25' 8"
25 Cubic Yard	15' 10"	5,800 lbs.	22' 8"
25 Cubic Yard CCL	13' 10"	5,800 lbs.	20' 8"
30 Cubic Yard	18' 10"	6,600 lbs.	25' 8"
30 Cubic Yard CCL	16' 10"	6,600 lbs.	23' 8"
35 Cubic Yard*	20' 10"	7,100 lbs.	27' 8"
35 Cubic Yard CCL*	18' 10"	7,100 lbs.	25' 8"
40 Cubic Yard*	22' 10"	7,700 lbs.	29' 8"
40 Cubic Yard CCL*	20' 10"	7,700 lbs.	27' 8"
47 Cubic Yard CCL*	22' 8"	7,800 lbs.	29' 6"

\*Request prior confirmation with refuse hauler for length of this unit.  
\*\* Consult Factory for Additional Bin Sizes

Note: Specifications are subject to change without notice to accommodate design improvements.



\*See Bin Brochure for Additional Receiver Information

### Standard Features:


- ◆ Abrasion Resistant Alloy Steel Auger
- ◆ Replaceable Cast Auger End Wear Plate
- ◆ High Performance Roller Bearings
- ◆ Full Gasket on Auger Nozzle
- ◆ Adjustable Compaction Density
- ◆ Bin Full Indicator
- ◆ High Quality Machinery Enamel Finish
- ◆ Liquid Tight Auger Chamber
- ◆ Safety Interlock System
- ◆ Meets ANSI & OSHA Standards

### Optional Features:

- ◆ Electric Greaser System  
\*Recommended for ALL Systems
- ◆ Odor Control Systems
- ◆ Electric Cart Dumper
- ◆ Custom Paint Colors
- ◆ Liquid Drain System
- ◆ Photo Eye Automatic Start
- ◆ Remote Pendant Control Station
- ◆ Bin Near Full Sensor
- ◆ Bin Gone Sensor
- ◆ Thru-the Wall Chute
- ◆ Dock Door Enclosure
- ◆ Custom Hood Designs
- ◆ Compaction Bins
- ◆ Bin Hole Diaphragm
- ◆ Fire Ports on Bin
- ◆ Custom Engineering

\*Consult factory for custom design work.

# SANI-TECH



Auger Style Refuse and Recycling Compactors