


SANI-TECH



Auger Style Refuse and Recycling Compactors



SANI-TECH AUGER COMPACTORS DO IT ALL

Auger-Type compactors **pre-crush** and compact in one powerful motion. While processing material, augers run **continuously** in a forward direction, crushing and reducing the size of virtually every-thing they're fed. This allows them to compact material **faster** and achieve **higher compaction ratios** than any other compaction system on the market today.

MODEL ST524

5 HP HIGH DENSITY STATIONARY COMPACTOR

Sani-Tech Model **ST524 5HP** Auger Compactors are designed to dramatically increase net payloads while reducing labor expenses, mess and floor space.

The All-Electric Drive system and Heavy Duty Construction ensure that the Sani-Tech Auger Compactor is reliable, clean and efficient.


AUGER BENEFITS

HIGH DENSITY COMPACTION = FEWER HAULS!

SMALL OPENING = VIRTUALLY NO MESS!

ELECTRIC DRIVE SYSTEM = NO HYDRAULICS!

LOW MAINTENANCE = LESS DOWN TIME!



**REDUCED LABOR, MAINTENANCE & HAULING
means substantial reductions in operating costs.**

COST SAVINGS IS THE BOTTOM LINE

STATIONARY COMPACTOR MODEL ST524

SPECIFICATIONS

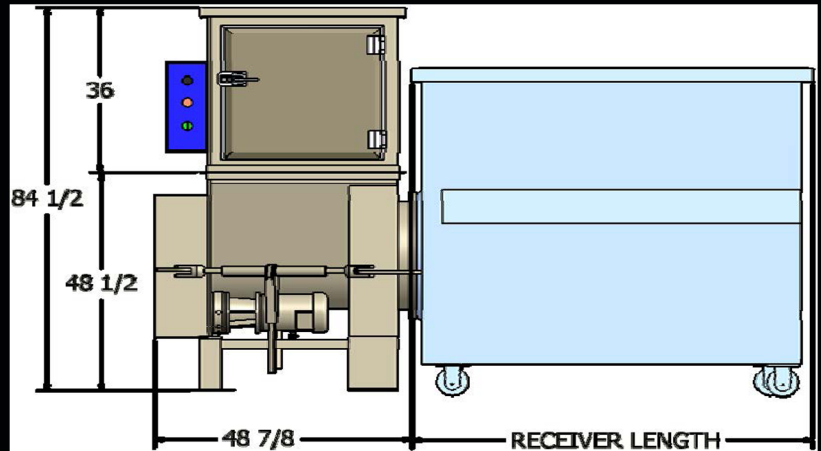
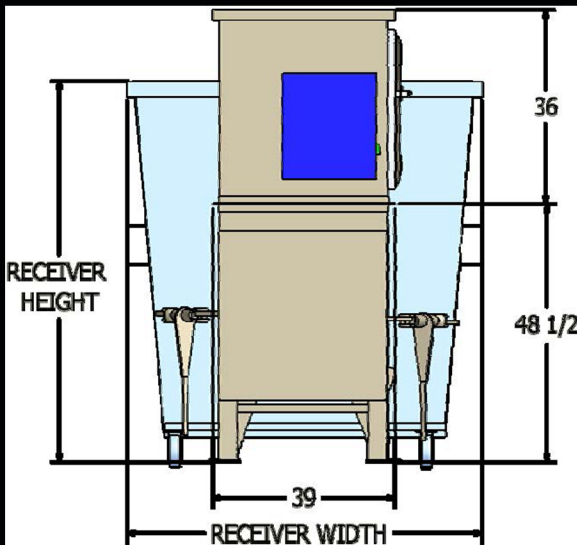
Motor:	5 HP
Auger Diameter:	24"
Auger Speed:	8.5 RPM
Displacement Rate:	100 Cu. Yds./Hr.
Cycle Time:	Fully Adjustable
Electrical:	240V / 480V - 3 Phase
Amperage:	20 Amp / 10 Amp
Drive:	Electro-Mechanical
Auger Torque:	70,000 In. Lbs.
Control Panel:	UL Listed
	- Keylock Start/Reverse & Emergency Stop
Compactor Weight:	1800 Lbs.
Auger Penetration:	9 to 15 inches into bin
Clear Top Opening:	36"x 36"
Hopper Capacity*:	1.8 Cubic Yards
Swing Door Size*:	26" W X 25" H
	*Hopper specifications for HOP-02 (not shown)
	**Consult Factory for Additional Hopper Options

RECEIVER BINS

	Receiver Body		Overall
Roll-Off:	Length	Tare Wgt.	Length
10 Cubic Yard CCS	9' 10"	3,500 lbs.	11' 11"
15 Cubic Yard CCS	14' 10"	4,100 lbs.	18' 11"
15 Cubic Yard	9' 10"	4,100 lbs.	11' 11"
20 Cubic Yard CCS	18' 10"	5,000 lbs.	22' 11"
20 Cubic Yard	12' 10"	5,000 lbs.	16' 11"

Front Load:	Length	Width	Tare Wgt.
2 Cubic Yard	6' 8"	3' 6"	1,140 lbs.
3 Cubic Yard	6' 8"	3' 6"	1,260 lbs.
4 Cubic Yard	6' 8"	3' 6"	1,320 lbs.
4 Cubic Yard	6' 4"	6' 8"	1,320 lbs.
5 Cubic Yard	6' 4"	6' 8"	1,380 lbs.
6 Cubic Yard	6' 4"	6' 8"	1,450 lbs.

Note: Specifications are subject to change without notice to accommodate design improvements.



*See Bin Brochure for Additional Receiver Information

Standard Features:


- ◆ Abrasion Resistant Alloy Steel Auger
- ◆ Replaceable Cast Auger End Wear Plate
- ◆ High Performance Roller Bearings
- ◆ Full Gasket on Auger Nozzle
- ◆ Adjustable Compaction Density
- ◆ Bin Full Indicator
- ◆ High Quality Machinery Enamel Finish
- ◆ Liquid Tight Auger Chamber
- ◆ Safety Interlock System
- ◆ Meets ANSI & OSHA Standards

Optional Features:

- ◆ Electric Greaser System
*Recommended for ALL Systems
- ◆ Odor Control Systems
- ◆ Electric Cart Dumper
- ◆ Custom Paint Colors
- ◆ Liquid Drain System
- ◆ Photo Eye Automatic Start
- ◆ Remote Pendant Control Station
- ◆ Bin Near Full Sensor
- ◆ Bin Gone Sensor
- ◆ Thru-the Wall Chute
- ◆ Dock Door Enclosure
- ◆ Custom Hood Designs
- ◆ Compaction Bins
- ◆ Bin Hole Diaphragm
- ◆ Fire Ports on Bin
- ◆ Custom Engineering

*Consult factory for custom design work.

SANI-TECH



Auger Style Refuse and Recycling Compactors